



### District Report Card: 2017


<b>State:</b> Bihar	<b>District:</b> Jamui
<b>Class:</b> 8	<b>Subject:</b> Language
<b>Schools:</b> 50	<b>Students:</b> 1108


### Participation/Coverage


#### Students

<b>GENDER</b> 	Boys		Girls	
	Number	%	Number	%
	549	49.55	559	50.45

<b>AREA</b> 	Rural		Urban	
	Number	%	Number	%
	1038	93.68	70	6.32

<b>CATEGORY</b> 	SC		ST		OBC		GEN	
	Number	%	Number	%	Number	%	Number	%
	154	13.90	55	4.96	744	67.15	155	13.99

<b>CWSN</b> 	LD	VI	HI	S&LD	ID	Oth
	2	3	1	6	2	2

<b>Management</b> 	Government		Government-aided	
	Number	%	Number	%
	1108	100.00	0	0.00

### Average Performance of Students in Language (%)

Overall	Gender		Area		Management		Social Group			
	Male	Female	Rural	Urban	Govt.	Aided	SC	ST	OBC	GEN
59.74	60.98	58.51	59.49	63.33	59.74	0.00	58.10	49.58	60.65	60.60

### Performance on Learning Outcomes (LOs)

Learning Outcomes	Description	Average Performance(%)
L813	Read textual/non-textual materials with comprehension and identifies the details, characters, main idea and sequence of ideas and events while reading	59.74

Range of Performance of Students who Answered Correctly							
Below 30%		30% - 50%		50% - 75%		Above 75%	
Number	%	Number	%	Number	%	Number	%
132	11.91	204	18.41	484	43.68	288	25.99

### Lowest Performing Learning Outcomes (LOs)

1 - Read textual/non-textual materials with comprehension and identifies the details, characters, main idea and sequence of ideas and events while reading (59.74)